



Directorate of Art, Maharashtra State

कला संचालनालय महाराष्ट्र राज्य मुंबई

User Manual for



RE-CHECKING2019

Contents

1. Application Manual	2
1.1 RE-CHECKING.....	2
1.2 PROCESS SCREENS.....	3

1. Application Manual

Application manual will describe the application flow which will help user during application operations.

1.1 RE-CHECKING

1.1.1.1 Operation Process

- Enter valid application URL.
- Login With user id and password
- Click on “Recheck” Tab.
 - Recheck page will open With Center Detail.
 - Select Exam, Enter Seat no & Enter Student Full Name As per on Result and grade.
 - Click on “Save” button.

1.2 PROCESS SCREENS

1.3 The re-checking link is available of the DOA website.

<http://www.doa.org.in/> or <http://www.doa.onlineuniv.in>

Skip to main content
Screen Reader
Access

Theme
Text Size
Language
English हिंदी

Search
Enter text
Search
Print

Directorate of Art, Maharashtra State, Mumbai
कला संचालनालय, महाराष्ट्र राज्य, मुंबई

Home Gallery Courses Examination MAH-AAC-CET Downloaded Inspector of Art Facilities About Us Contact Us

HOMENEWS

- 05 FEB 2020 [Click here for Re-Checking of Answer sheet of Drawing Grade Exam - 2019](#)
- 1 FEB 2020 [New Instructions for Online Examination of Government Drawing Exam 2019 Result \(Marathi\)\(276.54KB\)](#)
- 20 JAN 2020 [Merit list elementary grade exam 2019 \(English\) \(1.11MB\)](#)
- 20 JAN 2020 [Merit list intermediate 2019 \(English\) \(967.61KB\)](#)



Important Links
History Objective

Other Links
Our Peoples Annual Plans

Download
List of Circulars/Notification
Orders

1.3.1.1 Screen- 1Adminlogin

Directorate of Art ,Maharashtra State,Mumbai
कला संचालनालय, महाराष्ट्र राज्य, मुंबई



LOGIN

Username



Password

Technical Helpline No 1800 212 005 569

Powered by SMI Group of Companies.

1.3.1.2 Screen-2 Enter User id & Password

Directorate of Art ,Maharashtra State,Mumbai
कला संचालनालय, महाराष्ट्र राज्य, मुंबई



LOGIN

Username

Password

Technical Helpline No 1800 212 005 569

Powered by SMI Group of Companies.

1.3.1.3 Screen- 3 Click on Recheck

Directorate of Art ,Maharashtra State,Mumbai
कला संचालनालय, महाराष्ट्र राज्य, मुंबई

Home **Recheck** Logout

Welcome To smb-1

Instruction for Re-Checking किरतवासाठी बाबत सूचना	
* The Online re-checking application form will be available from 7th February 2020 to 27th February 2020	* ऑनलाईन किरतवासाठीचा ऑनलाईन अर्जद्वारे अर्जित माहिती अद्ययावत असावी ०७ फेब्रुवारी २०२० ते २७ फेब्रुवारी २०२० पर्यंत राहिल
* Kindly make sure all the information of the student entries for rechecking the Answer Sheet are with you	* कृपया आपण विद्यार्थ्यांची सर्व माहिती एकत्रित करीत आहे याची खात्री करावी
* The information needs to be filed in on or before 27th February 2020	* सद्य विद्यार्थ्यांची माहिती अर्जद्वारे घेवत २७ फेब्रुवारी २०२० पर्यंत संपणे आवश्यक आहे
* The Payment chalan link will be enabled from 24th February 2020 to 29th February 2020.	* निर्धारित राबतक अद्ययावतची घाबरा जरीघरा २४ फेब्रुवारी २०२० ते २९ फेब्रुवारी २०२० उपलब्ध राहिल
* No more entries will be allowed after generation of payment chalan.	* घाबरा अद्ययावतची माहिती अद्ययावत अद्ययावत घेवत राहिल
* The chalan should be presented at any SBI bank during working hours on the next day of generating the same.	* सद्य घाबरा एम्बीआय बँकेचा कोणत्याही शाखेत दुसऱ्या दिवशी संपादन करावे
* No payment will be accepted by the bank after 29th February 2020.	* सद्य घाबरा अद्ययावतचा दुसऱ्या दिवशा नंतर बँकेत सद्य घाबरा घेऊ शकत नाही
* कोणत्याही राबतक २९ फेब्रुवारी २०२० नंतर एम्बीआय बँकेचा कोणत्याही शाखेत अद्ययावतची अद्ययावत घेवत सद्य घाबरा घेऊ शकत नाही	
* Once the payment is done The Payment successful will reflect in your profile after 2-3 working days.	* एकदा अद्ययावत अद्ययावत घेवत २ ते ३ दिवसात Payment Successful अद्ययावत घेवत घेवत घेवत घेवत
* राबतक बँकेत अद्ययावत घेवत २ ते ३ दिवसात Payment Successful अद्ययावत घेवत घेवत घेवत घेवत	

Powered by SBI Group of Companies.

1.3.1.4 Screen-4 new page will open.

Directorate of Art ,Maharashtra State,Mumbai
कला संचालनालय, महाराष्ट्र राज्य, मुंबई

Home Profile Download Paper Other **Recheck** Logout

Recheck Student Form Print

College Code: 999991 College: SMB-1
Principal Name: SAVID Year: 2019

Select Exam: Seat No: Student Full Name as per on Result: Grade: Amount:

List Of Student

No	Exam Name	Seat No	Student Name	Grade	Amount	Action
				Elementry Total	0 + 60	0
				Intermediate Total	0 + 60	0
				Grand Total	0 + 0	0

I hereby confirmed that above said information is correct to the best of my knowledge.

1.3.1.5 Screen-5

Select Exam; Enter Seat No; Enter Student Full Name As per on Result; Grade then Click on Save.

Directorate of Art, Maharashtra State, Mumbai
कला संचालनालय, महाराष्ट्र राज्य, मुंबई

Home Profile Download Paper Other Recheck Logout

Recheck Student Form Print

College Code: 999991 College: SMB-1
Principal Name: SAVIO Year: 2019

Select Exam Seat No Student Full Name as per on Result Grade Amount

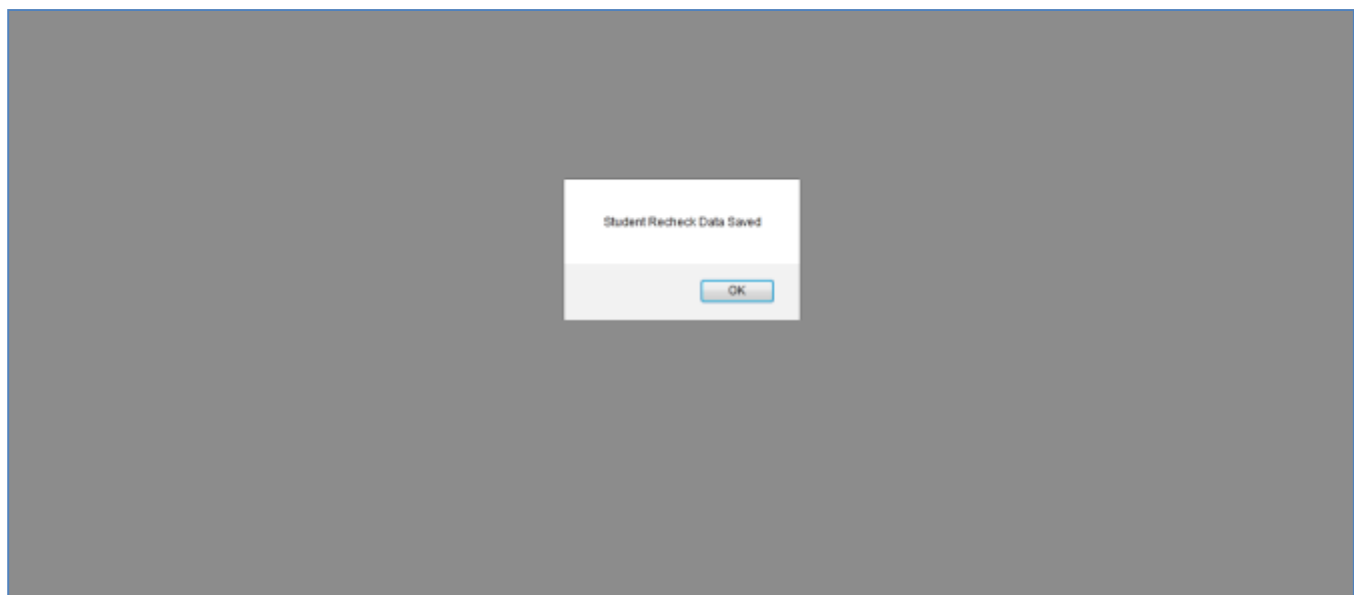
Elementary 2222 KUNAL B 60 SAVE

List Of Student

No	Exam Name	Seat No	Student Name	Grade	Amount	Action
				Elementary Total	0 + 60	0
				Intermediate Total	0 + 60	0
				Grand Total	0 + 0	0

1.2

1.2.1.1 Screen - 6 Successfully Student Recheck data saved.



1.2.1.2 Screen – 7 Displays Your Saved Detail Below.

Use action option incase if you want to edit of Delete the entry.

Directorate of Art, Maharashtra State, Mumbai
कला संचालनालय, महाराष्ट्र राज्य, मुंबई

Home Profile Download Paper Other Recheck Logout

Recheck Student Form Print

College Code: 999991 College: SMB-1
Principal Name: SAVIO Year: 2019

Select Exam Seat No Student Full Name as per on Result Grade Amount

Select Select ₹

List Of Student

No	Exam Name	Seat No	Student Name	Grade	Amount	Action
1	ELEMENTARY	2222	KUNAL	B	₹0	/ X
				Elementry Total 1 * 60	₹0	
				Intermediate Total 0 * 60	₹0	
				Grand Total 60 + 0	₹0	

NOTE:-

- ❖ The Payment challan link will be enabled from 24th February 2020 to 29th February 2020.
- ❖ निर्धारित रक्कम भरण्यासाठी चलान जनरेशन २४ फेब्रुवारी २०२० ते २९ फेब्रुवारी २०२० उपलब्ध राहिल
- ❖ No more entries will allowed after generation of payment challan.
- ❖ चलान बनल्यानंतर कोणतीही माहिती भरता अथवा बदलता येणार नाही.
- ❖ The challan should be presented at any SBI bank during working hours on the next day of generating the same.
- ❖ सदर चलान एसबीआय बँकेच्या कोणत्याही शाखेत दुसऱ्या दिवशी भरता येऊ शकते.

****END****